

Data Sheet

Pressure Sensors CS



1. Safety:



Warning!

Before installation, commissioning and operation, ensure that the appropriate pressure sensor has been selected in terms of measuring range, design and specific measuring conditions.

Non-observance can result in serious injury and/or damage to the equipment.



Warning!

- Open the connections only after the system has been depressurised.
- Observe the working conditions in accordance with chapter 3 "Technical Data".
- Always operate the pressure sensor within the overpressure limit.



Warning!

Risk of injury if qualification is insufficient!

Improper handling can result in considerable injury and damage to equipment. The activities described in these operating instructions may only be carried out by skilled personnel who have the qualifications described below.

Special operating conditions require further appropriate knowledge, e. g. of aggressive media.



Warning!

For hazardous media such as oxygen, acetylene, flammable or toxic gases or liquids, and refrigeration plants, compressors, etc., in addition to all standard regulations, the appropriate existing codes or regulations must also be followed.



Warning!

Residual media in dismantled pressure sensors can result in a risk to persons, the environment and equipment. Take sufficient precautionary measures.

2. Applications:

- Machine building
- Machine tools
- Measurement and control technology
- Hydraulics and pneumatics
- Pumps and compressors



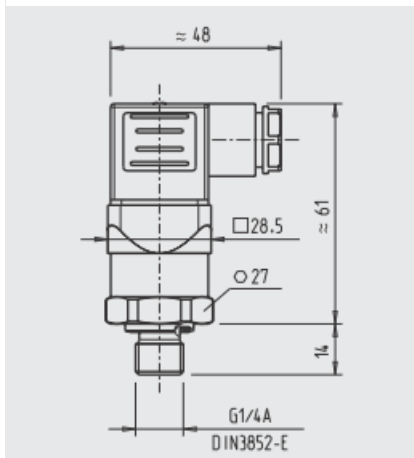
max. 50 Nm

3. Technical Data:

Wetted parts:	316L
Housing:	316L
Non-linearity:	0,5 BFSL
Parameter:	bar
Type of pressure::	relative, absolute, vacuum
Measuring range:	0...16 bar, 32 bar overpressure limit
Process connections:	G 1/4A according to DIN 3852-E
Sealing:	NBR
Permissible temperature:	0...+80 °C
Output signal:	4...20 mA, 2-Leiter
Power supply:	8...30 VDC
Accuracy at room temperature:	≤ ±1 % of span (optionally ≤ ±0,5 % of span)
Electrical connection:	Angular connector DIN EN 175301-803 A, ingress protection IP 65, wire cross-section up to max. 1.5 mm ² , cable diameter: 6...8 mm

4. Dimensions pressure sensor in mm

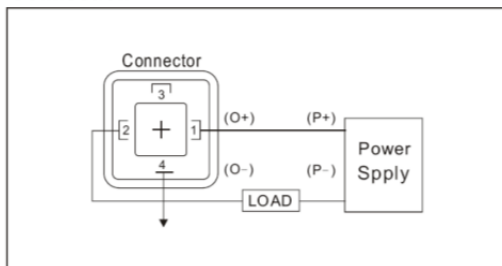
with angular connector form A



weight approx. 80 g

Electrical connection:

Connection



5. Measuring ranges of further CS pressure sensors:

Relative pressure							
bar	Measuring range	0...10	0...16	0...40	0...100	0...250	0...400
	Overpressure limit	32	32	80	200	500	800
	Order-Nr. 1%	0694 3556	0694 1886	0694 0356			
	Order-Nr. 0,5%	0694 3554	0694 3555	0694 3930	0694 3557	0694 3558	0694 3559

Absolute pressure						
bar	Measuring range	0...1,6				
	Overpressure limit	3,2				
	Order-Nr. 0,5%	0694 3550				

Vacuum and +/- measuring range						
bar	Measuring range	-1...+15				
	Overpressure limit	32				
	Order-Nr.	0694 3553				

6. CE Conformity:

- EMC directive 2004/108/EC EN 61325 emission (group 1, class B) and immunity (industrial application)
- Pressure equipment directive 97/23/EC



Declaration of Conformity

We declare under our sole responsibility that the CE marked products

Model:

Pressure sensor CS 16

Description:

Pressure sensor for general industrial applications

according to the valid data sheet/instruction manual (pressure sensor CS 16_V1_2013)

are in conformity with the essential protection requirements of the directive(s)

2004/108/EC (EMC)
97/23/EC (PED) *

The devices have been tested according to the following standards:


EN 61326-1:2006
EN 61326-2-3:2006

* PS > 200 bar, Module A, pressure accessory

Signed for and on behalf of

CS Instruments GmbH
Zindelsteiner Str. 15
78052 VS-Tannheim
Phone +49 7705 978 99-0
Fax +49 7705 978 99-20

Tannheim, 1st August 2013



Wolfgang Blessing, Managing Director

This declaration does not guarantee any product characteristics.
Please do also adhere the safety instructions stated in the enclosed product documentation.

7. Contact

Sales office South Germany:

CS Instruments GmbH
Zindelsteiner Straße 15
78052 Villingen-Schwenningen

Phone: +49 7705 97899-0
Fax: +49 7705 97899-20
E-mail: info@cs-instruments.com
Internet: www.cs-instruments.com

Sales office North Germany:

CS Instruments GmbH
Am Oker 28c
24955 Harrislee

Phone: +49 461 700 2025
Fax: +49 461 700 2026
E-mail: info@cs-instruments.com
Internet: www.cs-instruments.com

Technical changes and errors excepted.