

Flow Switches

Type **BFS-10-N-AIR** / **BFS-10-O-AIR**

for monitoring volume flow of gaseous media, with or without optical display

Features

set point continuously adjustable, rugged, low hysteresis, any mounting position, high accuracy and functional safety

Measuring ranges

0,2...1,3 NI/min to 200...650 NI/min for air

Applications

Measuring and monitoring of gaseous media, e. g. in cooling systems, test beds, pumps etc.



Technical Data

BFS-10-N-AIR (without indication)			
Measuring principle:	variable aera flow meter		
Materials:	brass version	stainless steel vers.	
Var. aera flow meter:	brass	1.4571	
Spring:	1.4571	1.4571	
Fitting:	brass, nickel-plated	1.4571	
Housing:	brass, nickel-plated	1.4571	
Magnets:	ferrite	ferrite	
Operating pressure:	brass	VA	Pressure drop
BFS-10-N G1/4:	PN 300 bar	350 bar	0,02...0,2 bar
BFS-10-N G1/2:	PN 300 bar	350 bar	0,02...0,3 bar
BFS-10-N G1:	PN 250 bar	300 bar	0,02...0,4 bar
Operating temp.:	100 °C (standard), 160 °C (option HT)		
Accuracy:	±10% f. s.		
Electrical connection:	plug acc. to DIN EN 175301-803-C (Ex DIN 43650C)		
Contact rating:			
BFS-10-N-AIR G1/4	200 V / 1 A / 20 VA	(NO)	
	200 V / 1 A / 20 VA	(SPDT)	
BFS-10-N-AIR G1/2	230 V / 3 A / 60 VA	(NO)	
	250 V / 1,5 A / 50 VA	(SPDT)	
BFS-10-N-AIR G1	250 V / 3 A / 100 VA	(NO)	
	250 V / 1,5 A / 50 VA	(SPDT)	
Protection class:	IP65 (plug acc. to DIN EN 175301-803-C - Ex DIN 43650C) IP67 (with moulded cable)		
Approvals:	e.g. ATEX, see www.barksdale.de		

Switch ranges

(air in NI/min)

BFS-10-N-AIR G1/4:	BFS-10-N-AIR G1/2:	BFS-10-N-AIR G1:
0,6...2,2	2,5...10	60...180
1,7...6,0	5,5...20	100...300
2,5...8,0	8,0...30	200...650
3,0...12	10...35	
3,0...22	24...90	
7,0...24	55...220	
12...34	65...240	
16...56	80...300	
20...80	140...525	

Technical Data

BFS-10-O-AIR (with optical indication)			
Measuring principle:	variable aera flow meter		
Materials:	brass version	stainless steel vers.	
Var. aera flow meter:	brass	1.4571	
Spring:	1.4571	1.4571	
Fitting:	brass, nickel-plated	1.4571	
Display Housing:	alumin., anodized	alumin., anodized	
Glass:	Duran 50	Duran 50	
Magnets:	ferrite	1.4571	
Operating pressure:	brass	VA	Pressure drop
BFS-10-O G1/4:	PN 16 bar	16 bar	0,02...0,2 bar
BFS-10-O G1/2:	PN 16 bar	16 bar	0,02...0,3 bar
BFS-10-O G1:	PN 10 bar	10 bar	0,02...0,4 bar
Operating temp.:	100 °C (standard), 160 °C (option HT)		
Accuracy:	±10% f. s.		
Electrical connection:	plug acc. to DIN EN 175301-803-C (Ex DIN 43650C)		
Contact rating:			
BFS-10-O-AIR G1/4	200 V / 1 A / 20 VA	(NO)	
	200 V / 1 A / 20 VA	(SPDT)	
BFS-10-O-AIR G1/2	230 V / 3 A / 60 VA	(NO)	
	250 V / 1,5 A / 50 VA	(SPDT)	
BFS-10-O-AIR G1	250 V / 3 A / 100 VA	(NO)	
	250 V / 1,5 A / 50 VA	(SPDT)	
Protection class:	IP65 (plug acc. to DIN EN 175301-803-C - Ex DIN 43650C) IP67 (with moulded cable)		
Approvals:	e.g. ATEX, see www.barksdale.de		

Switch ranges

(air in NI/min) for:

BFS-10-O-AIR G1/4:	BFS-10-O-AIR G1/2:	BFS-10-O-AIR G1:
0,2...1,3	5,5...20	3,0...12
0,5...2,0	7,0...24	7,0...30
0,8...3,0	10...35	12...40
1,5...5,0	10...42	28...125
2,0...8,0		50...200
3,0...12		100...420
3,5...14		120...480

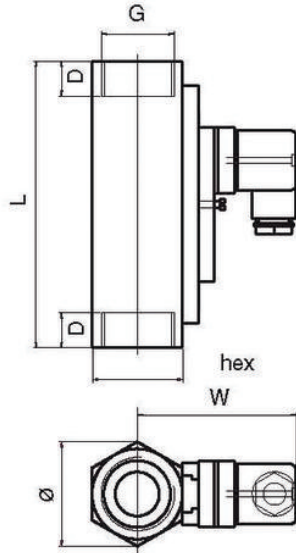
Flow Switches

Type **BFS-10-N-AIR** / **BFS-10-O-AIR**

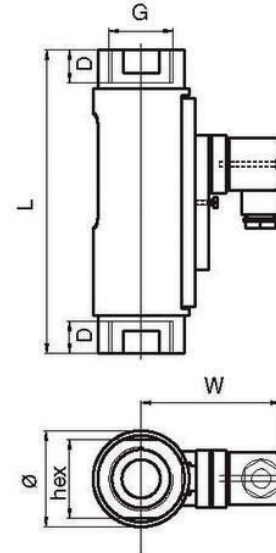
Dimensions (mm / inch)

Dimensions (in mm)

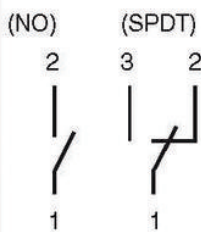
BFS-10-N-AIR



BFS-10-O-AIR



Wiring diagram



(G)	G 1/4	G 1/2	G 1
(hex)	17	27	41
(Ø)	17	31	47
(W)	47	52	76
(D)	10	14	17
(L)	65	90	130
Weight (g)	140	350	1050

(G)	G 1/4	G 1/2	G 1
(hex)	17	27	41
(Ø)	20	32	50
(W)	49	53	77
(D)	10	14	18
(L)	90	114	158
Weight (g)	140	300	900

Order Code

BFS-10-N-AIR	BFS-10-O-AIR
Brass	Brass
0710-007 BFS-10-N-G1/4-MS-NO-ST	0710-001 BFS-10-O-G1/4-MS-NO-ST
0710-019 BFS-10-N-G1/4-MS-WE-ST	0710-013 BFS-10-O-G1/4-MS-WE-ST
0710-008 BFS-10-N-G1/2-MS-NO-ST	0710-002 BFS-10-O-G1/2-MS-NO-ST
0710-020 BFS-10-N-G1/2-MS-WE-ST	0710-014 BFS-10-O-G1/2-MS-WE-ST
0710-009 BFS-10-N-G1-MS-NO-ST	0710-003 BFS-10-O-G1-MS-NO-ST
0710-021 BFS-10-N-G1-MS-WE-ST	0710-015 BFS-10-O-G1-MS-WE-ST
Stainless Steel	Stainless Steel
0710-010 BFS-10-N-G1/4-SS-NO-ST	0710-004 BFS-10-O-G1/4-SS-NO-ST
0710-022 BFS-10-N-G1/4-SS-WE-ST	0710-016 BFS-10-O-G1/4-SS-WE-ST
0710-011 BFS-10-N-G1/2-SS-NO-ST	0710-005 BFS-10-O-G1/2-SS-NO-ST
0710-023 BFS-10-N-G1/2-SS-WE-ST	0710-017 BFS-10-O-G1/2-SS-WE-ST
0710-012 BFS-10-N-G1-SS-NO-ST	0710-006 BFS-10-O-G1-SS-NO-ST
0710-024 BFS-10-N-G1-SS-WE-ST	0710-018 BFS-10-O-G1-SS-WE-ST

Order number example: Order number + switching range = 0710-012, 60...180 l/min

Description

NO = normally open	O = with indication	MS = brass	Please specify switching range (see table on page previous) additional to order number.
WE = change-over	N = without indication	SS = stainless steel	